



Irrigation & Agriculture Water Meter

Model WMR

The ample space around the core of the in-line helical axial turbine allows foreign matter to pass through the meter without clogging.

Features:

- Minimum loss of head
- High accuracy
- Hermetically sealed register with glass lens
- Optional electrical output: EV (volume), EF (rate of flow) or DIALOG
- Not sensitive to dirt

Applications

For main supply lines, agriculture and industry

Available Sizes


2" (50mm)

Standards

ISO 4064, EEC

Technical Specifications

Maximum Working Pressure	Standard - 16 bar
Maximum Liquid Temperature	55°C
Body	Polyester coated brass
Connection	2" BSP coupling



WMR type dial

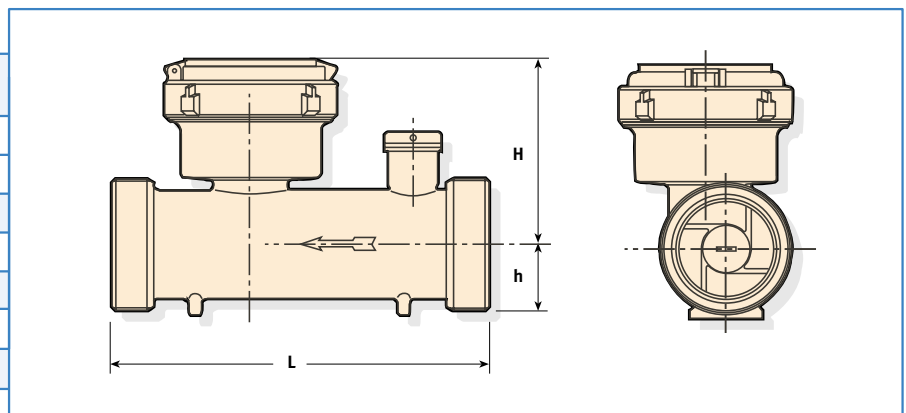


Performance data:

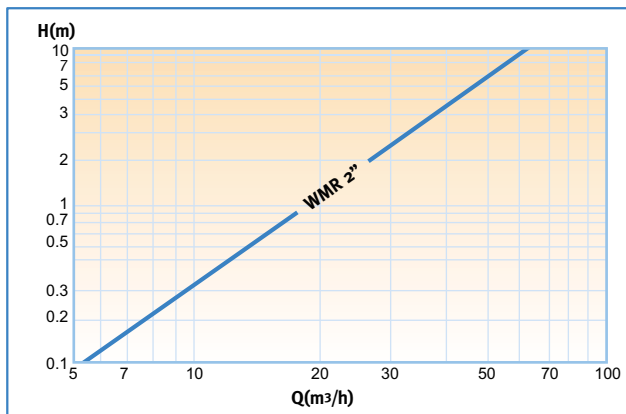
Model WMR		Qmax Maximum flowrate (m ³ /h)	Qn ISO 4064 (m ³ /h)	Qn Nominal Flowrate (m ³ /h)	Qt Transitional Flowrate (m ³ /h)	Qmin Minimum Flowrate (m ³ /h)	Starting Flow (m ³ /h)	Maximum register capacity (m ³)	Smallest readable unit (liter)	Accuracy between Qmax & Qt	Accuracy between Qt & Qmin
Nominal Size											
mm	inch										
50	2	40	15	20	2	0.45	0.15	10 ⁶	1	±2%	±5%

Dimensions

Model		WMR
Nominal size	(mm)	50
	(inch)	2
L – Length (mm)		200
H – Height (mm)		98
h – Height (mm)		40
Weight (kg)		2.3
Weight with couplings (kg)		3.7



Head Loss Curve



Installation Requirements

- The water meter may be installed in any position. For non-horizontal position the flow shall be upwards.
- The meter shall be full of water while operating.
- Prior to installation of a meter the pipeline shall be thoroughly flushed.
- Straight pipe section of the same diameter D as the meter, having lengths of 10D and 5D shall be

