

mod. **GMDX**

multi jet - super dry - hot water



Mod. GMDX

Getto multiplo, quadrante asciutto, lettura diretta. Realizzato nella versione per acqua calda (90° C) nei calibri da \varnothing 13 a 50 mm (1/2" \pm 2"). Esclusi rischi di corrosione e sedimentazione. Dispositivo antimagnetico su richiesta. Garanzia di lunga durata ed elevata precisione.

Mod. GMDX

Multi jet, dry dial, direct reading. Produced in the hot water version (90° c) in the diameters 13 to 50 mm (1/2" \pm 2"). Risks of corrosion and sedimentation are excluded. Antimagnetic insert upon request. Guaranteed long durability and elevated precision.

Mod. GMDX

Chorro múltiple, cuadro seco, lectura directa. Realizado en las versiones para agua caliente (90° C) en los calibres de \varnothing 13 a 50mm (1/2" \pm 2"). Libre de riesgos de corrosión y sedimentación. Bajo demanda se suministra con dispositivo antimagnético. Garantía de larga duración y elevada precisión.

Mod. GMDX

Jets multiples, cadran sec à lecture directe, disponible en version eau chaude (90° C) et du calibre 13 au calibre 50 mm (de 1/2" à 2"), exclus tous problèmes de corrosion et d'incrustation, équipé d'un système antimagnétique sur demande, fiabilité dans le temps et précision élevée.

Mod. GMDX

Vielfachwasserstrahl, trockenes Ziffernblatt, Direktablesung. Produziert in der Versionen Warmwasser (90 Grad) in den Durchmessern von 13 bis 50 mm (1/2 Zoll \pm 2 Zoll). Die Risiken von Rost und Ablagerungen sind ausgeschlossen. Anti-magnetische Vorrichtung auf Anfrage. Garantiert lange Haltbarkeit und erhöhte Genauigkeit.

Мод. GMDX

Многоструйный, мокроходный счётчик горячей воды (90°C), прямое считывание. С диаметром условного прохода с 13 до 50мм (1/2 \pm 2"). Исключены риски коррозии и осаднения. Антимагнитная защита – по запросу. Гарантия долговечности и высокой точности.

Caratteristiche tecniche - Technical features

Calibro Size	DN	mm in	13 (1/2")	20 (3/4")	25 (1")	32 (1" 1/4)	40 (1" 1/2)	50 (2")
Portata massima Max flow rate	Q _{max}	m ³ /h	3	5	7	12	20	30
Portata nominale Nominal flow rate	Q _n	m ³ /h	1,5	2,5	3,5	6	10	15
Portata di transizione Transitional flow rate	Q _t ±2%	l/h	120	200	280	480	800	2250
Portata minima Min flow rate	Q _{min} ±5%	l/h	30	50	70	120	200	600
Sensibilità Sensibility		l/h	10	14	17	27	46	75
Lettura minima Min reading	l		0,05	0,05	0,05	0,05	0,05	0,05
Lettura massima Max reading	m ³		100.000	100.000	100.000	100.000	1.000.000	1.000.000
Pressione max di esercizio Max working pressure	bar		16	16	16	16	16	16

Classe B-H
Class B-H

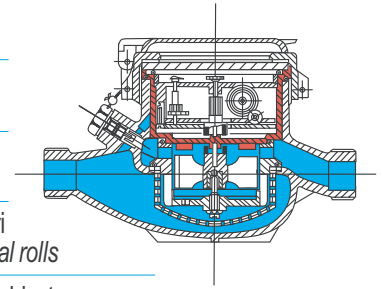
Acqua calda 30° - 90°C
Hot water 30° - 90°C

Trascinamento magnetico
Magnetic transmission

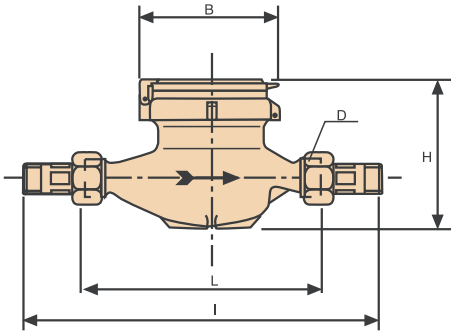
Lettura diretta a rulli numeratori
Immediate reading by numerical rolls

Dispositivo antimagnetico su richiesta
Anti magnetic protection device on request

Orologeria superiore a tenuta
Water proof mechanism

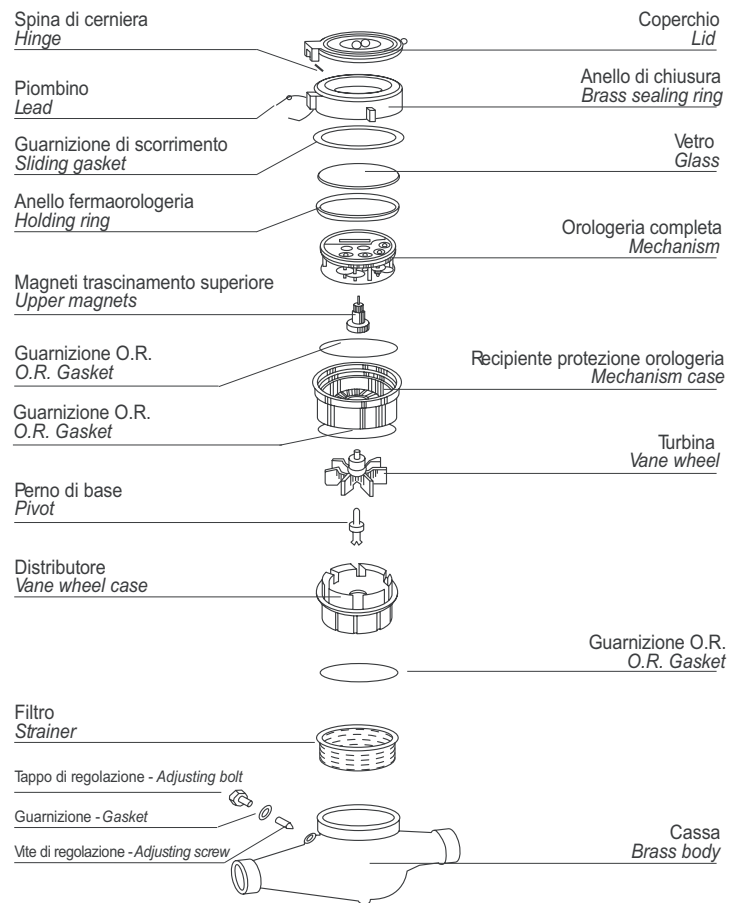


Dimensioni e pesi - Dimensions and weights

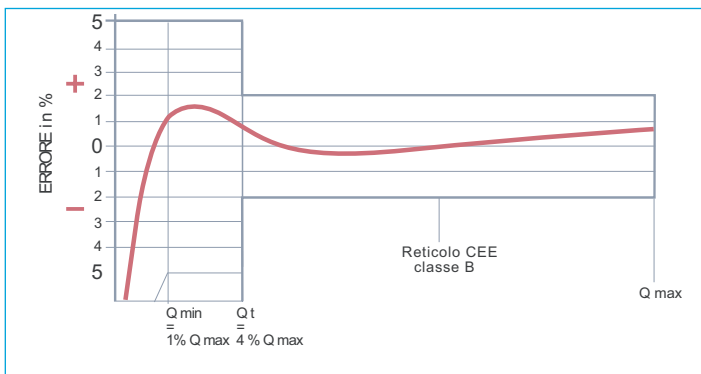


Calibro Size	mm in	13 1/2"	20 3/4"	25 1"	32 1" 1/4	40 1" 1/2	50* 2"
L	mm	145-165-190	190	260	260	300	300
I	mm	225-245-270	290	360	380	440	460
H	mm	109	111	117	117	153	172
B	mm	100	100	104	104	126	160
D	in	3/4"	1"	1" 1/4	1" 1/2	2"	2" 1/2
Pesi Weights	Kg	1,35	1,45	2,04	2,11	4,58	7,25

* I contatori Ø 50 possono essere forniti flangiati secondo UNI 2223 PN 16
* The ø 50 meters can be supplied flanged according to UNI 2223 PN 16.



Curva tipica degli errori dei contatori a turbina Typical error curve of turbine meters



Curva delle perdite di carico dei contatori ø 13 e 50 mm Loss of head curve of ø 13 and 50 mm water meters

